


# FDR D-EVO<sup>®</sup>

FDR D-EVO<sup>®</sup> = DR Evolved

Fujifilm Authorized Dealer



Corporate Headquarters  
419 West Avenue  
Stamford, CT 06902-6348  
www.fujiprivatepractice.com  
866-879-0006

**FUJIFILM** | MEDICAL SYSTEMS U.S.A.  
Realizing possibilities. Together.



# FDR D-EVO<sup>®</sup>

Portable flat panel detector

If you want incredible DR, raise your paw.



FDR D-EVO<sup>®</sup> gives you top quality DR  
without replacing or modifying  
your x-ray equipment.

**FUJIFILM**




Instantly convert to DR speed, DR workflow and DR image quality using your existing x-ray equipment.

Fujifilm flat panel detectors deliver all the advantages of DR in an extraordinarily efficient way. Both FDR D-EVO® and FDR D-EVO® Wireless are 14"x17" – the same size as a standard film cassette, so they fit perfectly into your existing cassette holders or buckys. These light, portable detectors quickly turn your x-ray room into a DR room with incredible versatility, allowing you to perform table and free cassette-based exams with ease.

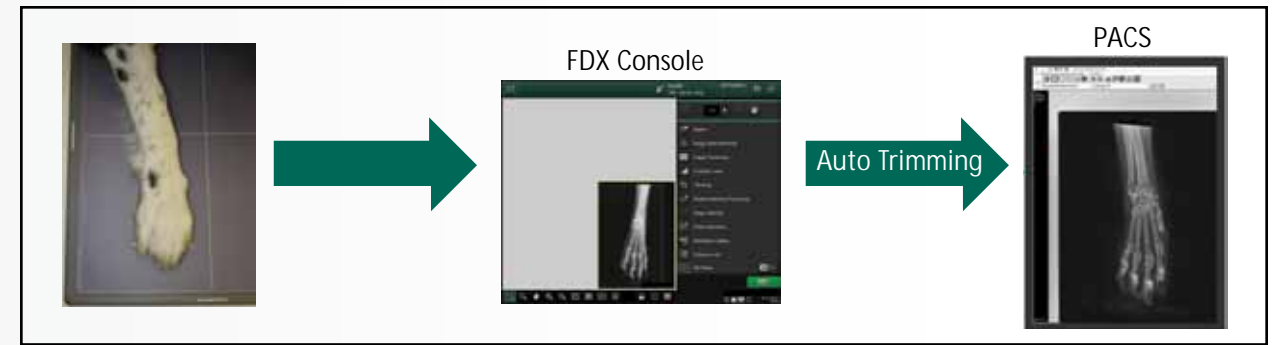
Super-fast and super-super-fast speeds.

Fujifilm DR gives you the efficiency and speed you need for the most demanding workloads and time-critical environments. FDR D-EVO® features an astonishingly fast 5 second preview and 9 second cycle time. FDR D-EVO® Wireless is even faster with an impressive 1 second preview and 8-10 second cycle time. Both give you fast image review and transmission for diagnosis.



Fujifilm's sophisticated imaging technologies and advanced processing bring FDR D-EVO® image quality to the next level.

FDR D-EVO® and FDR D-EVO® Wireless have 150 micron pixel pitch and a wide 16-bit dynamic range. They feature Fujifilm's revolutionary, patented ISS (Irradiated Side Sampling) for ultra-sharp imaging with exceptional dose efficiency. And every exam benefits from Fujifilm's advanced image processing which helps make your first image optimal.



Off-Centering capability with Auto Trimming.

Fujifilm's Auto Trimming allows for off-centering anywhere on the detector for difficult to position examinations. It detects the size of the exposed region of interest and sends it to PACS for a full screen image display.

High image quality with low dose.

As a world leading imaging and information company, Fujifilm is not only dedicated to improving image quality, but also to advancing dose lowering technologies and safe healthcare standards for patients and technicians. FDR D-EVO® and FDR D-EVO® Wireless achieve dose efficiency improvements by as much as 30% compared to Fujifilm CR and as much as 20% over comparable DR detector designs – all while delivering exceptional images.



FDX Console completes the picture.

The FDX Console is our most advanced console, yet it's incredibly easy to use with an intuitive interface. It simplifies the exam process and displays outstanding image quality to both aid diagnosis and enhance the productivity of your practice.


Choose what works best for you:

**FDR D-EVO®**

At 6 pounds and only ½" thick, it's easy for technicians to work with and fits standard buckys. There are no batteries to change or charge, so FDR D-EVO® is always ready to use.

**FDR D-EVO® Wireless**

At just 7 pounds, ½" thick, it fits standard buckys and it's easy for technicians to position, which makes it ideal for off-table work. FDR D-EVO® Wireless batteries last up to 3.5 hours or 400 exposures. Our multi-charger holds up to 3 batteries, so there can always be a fully charged battery ready when you need it.



Contact your local Fujifilm dealer to find out more about the fast, easy way to get the speed, ease and image quality of DR.